



HIGH CURRENT INDUCTORS

MODEL NO : SHI-192086MZ SERIES

Features :

- * SMD version.
- * Low core loss and high efficiency performance.
- * Close magnetic path for low leakage flux.
- * Third mounting pad for greater stability and board adhesion.
- * Low DCR with flat wire design.
- * Compliant with RoHS and REACH.



Application :

- * DC/DC converter in power regulation system.
- * PV inverters.

Electrical Specification :

MODEL NO	INDUCTANCE ±20% (uH)	DCR ±10% (mΩ)	RATED CURRENT (ADC) (NOTE2)	TEMPERATURE RISE CURRENT (ADC) (NOTE3)	SATURATION CURRENT (ADC) (NOTE 4)
SHI-192086MZ-R30	0.30	0.67	45	45	100
SHI-192086MZ-R50	0.50	0.67	45	45	60
SHI-192086MZ-R60	0.60	0.67	45	45	49
SHI-192086MZ-R68	0.68	0.67	45	45	45
SHI-192086MZ-R80	0.80	0.67	40	45	40
SHI-192086MZ-R90	0.90	0.67	37	45	37
SHI-192086MZ-1R0	1.00	0.67	30	45	30
SHI-192086MZ-1R2	1.20	0.67	28	45	28
SHI-192086MZ-2R0	2.00	0.67	15	45	15

NOTE (1): Measuring condition : 100 KHZ ,0.1Vrms.

NOTE (2): The rated current is either the saturation current or the temperature rise current depending on which value is lower.

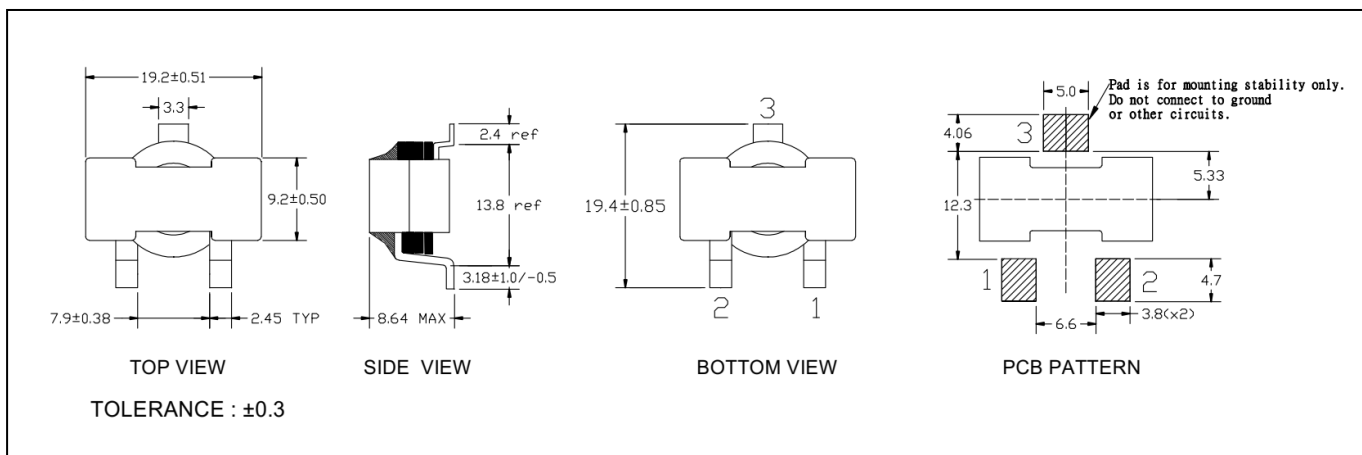
NOTE (3): ΔT=40°C approximately under the temperature rise current.

NOTE (4): The saturation current indicates the value of DC current is approximately 30% lower than its initial value of inductance.

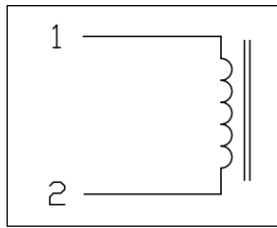
NOTE (5): Operating temperature range: -40°C ~+150°C.

NOTE (6): Storage time :The recommended storage time of Inductor is maximum 12 months, and don't suggest to use the parts over 12 months.

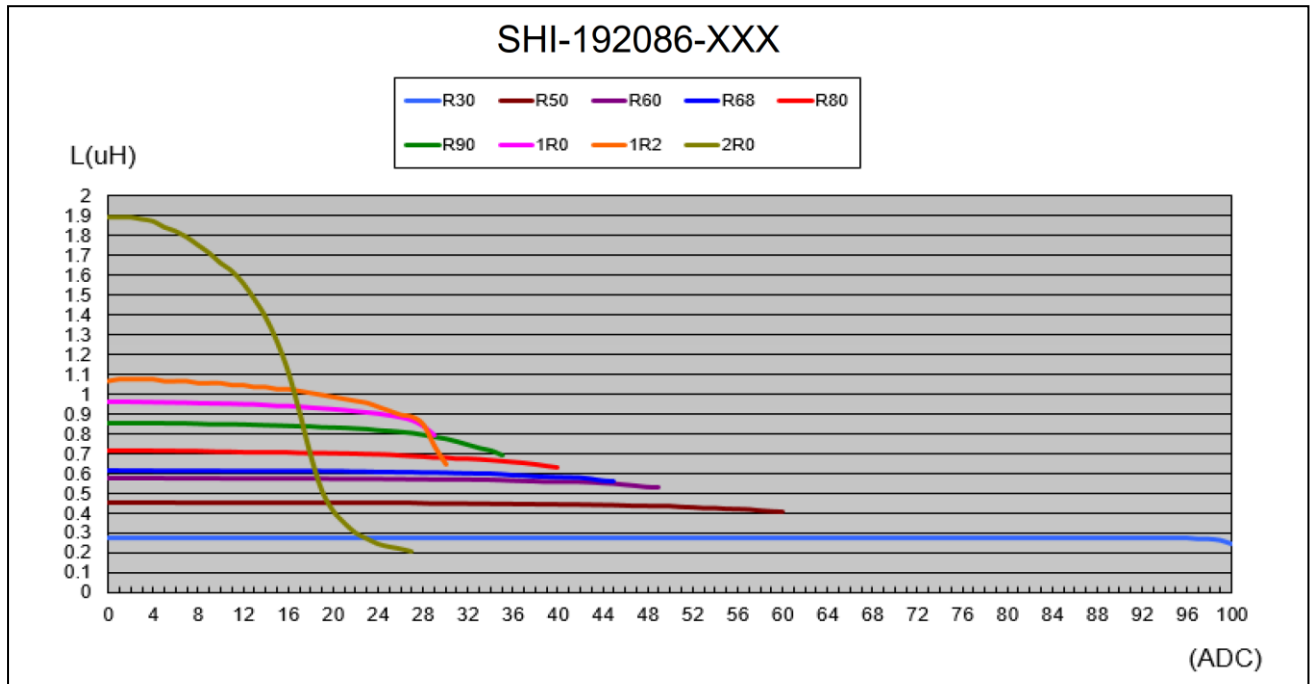
Physical Dimension : (unit :mm)



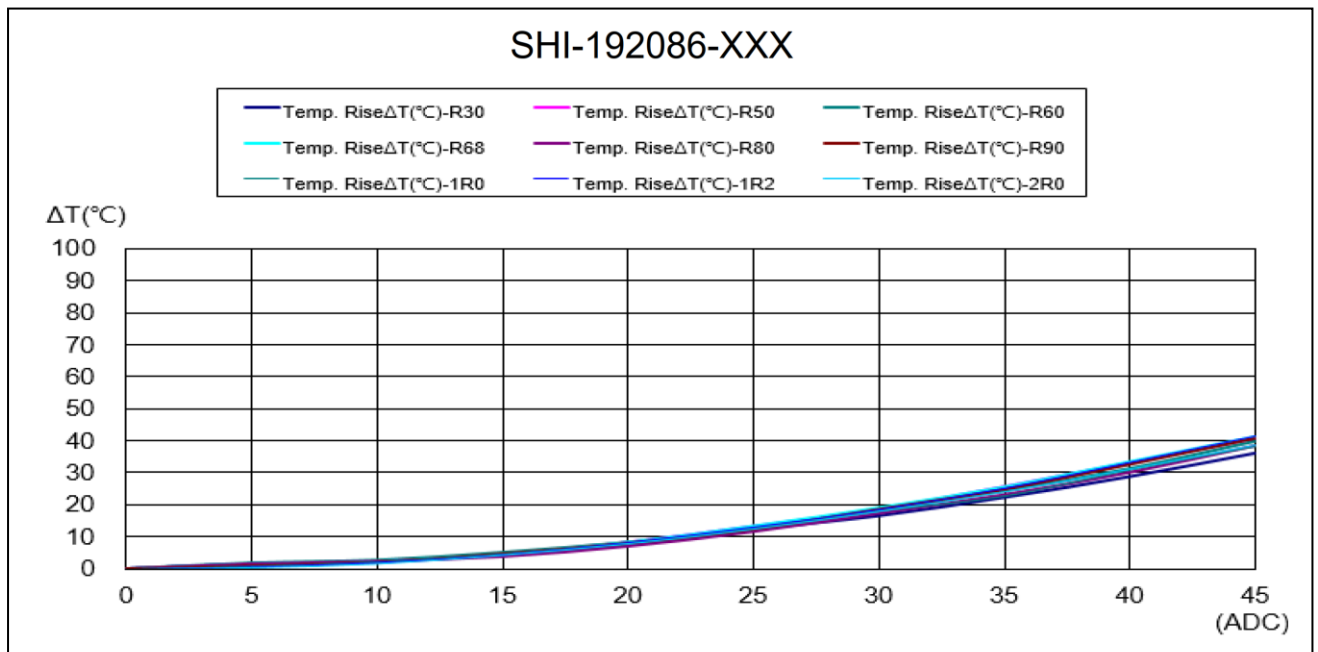
SCHEMATIC :



Inductance vs DC Bias:



Temperature Rise vs DC Bias:



PACKAGING SPEC:

1. REEL SIZE & UNITS PER REEL :13",170PCS.
2. TAPE WIDTH:44mm.
3. REEL WIDTH: 50mm.
4. COMPONENT PITCH:28mm.